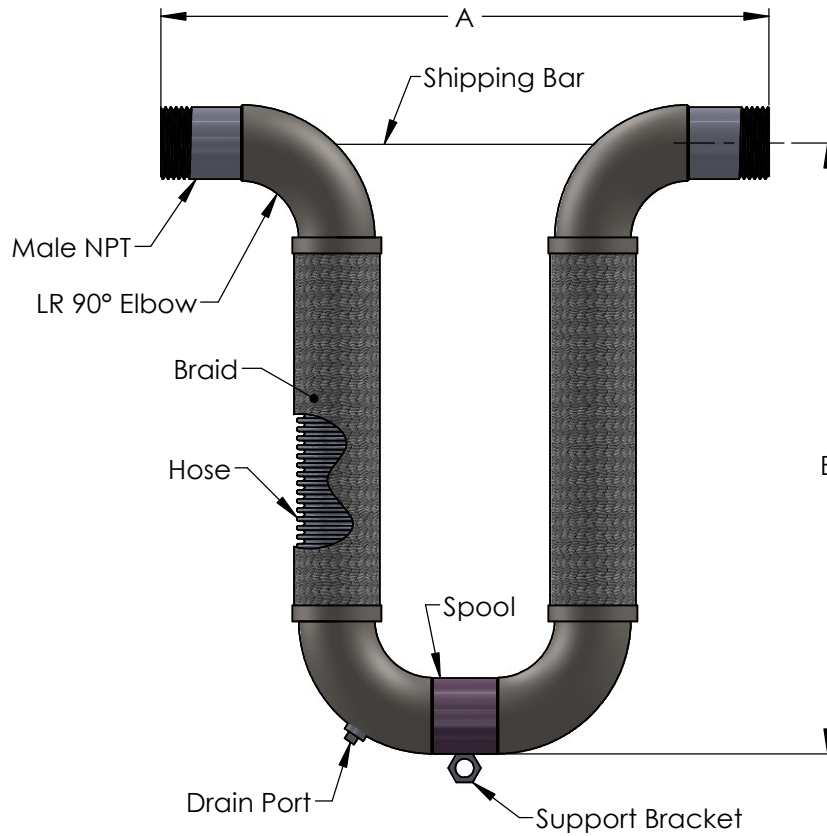
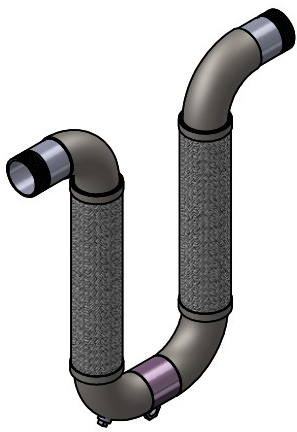


Hose	Braid	End Fitting	Fitting Material
321SS	1-LAYER 304SS	Male NPT	Sch40 CS



QTY.	PIPE SIZE NPS	MODEL	AXIAL MOVEMENT	A (IN)	B (IN)	WORKING PRESSURE (PSIG)	SPRING FORCE LBS*	NOTES
	1/2"	EUT1.5	± 1-1/2"	10	10-1/4	1075	45	
	3/4"	EUT1.5	± 1-1/2"	9-1/4	10-1/4	792	47	
	1"	EUT1.5	± 1-1/2"	10	10-1/2	571	53	
	1-1/4"	EUT1.5	± 1-1/2"	11-1/2	13	531	66	
	1-1/2"	EUT1.5	± 1-1/2"	13	14-1/4	472	70	
	2"	EUT1.5	± 1-1/2"	16	17-1/2	516	78	
	2-1/2"	EUT1.5	± 1-1/2"	21	20-1/2	387	83	
	3"	EUT1.5	± 1-1/2"	24	22-3/4	316	90	
	4"	EUT1.5	± 1-1/2"	30	27-1/4	232	120	

SPRING FORCE:

*These values reflect the total force required to move the U-Loop its full rated movement for 150 PSI @ 70°F. All dimensions are in inches.

NOTES:

There is no "standard" hanging orientation for loops as illustrated. Up, down, sideways; these are all acceptable. If steam is the media for the application, loops should be double braided regardless the working pressure. The orientation for steam loops should be considered in such a way to avoid condensate build up. Shipping bars are included with all loops.

NSF 372 - LEAD FREE: The wetted surface of this product contacted by water contains less than one quarter of one percent (0.25%) of lead by weight. Material complies with state codes and standards where applicable, requiring reduced lead content.

U-Loops 2" and larger installed in any orientation other than hanging down MUST have the return supported. (See installation instructions.)

REV. DRAWN BY: CL Date: 4/27/2020



5331 Quam Ave NE
St. Michael, MN 55376
Phone: 763-201-2151
Fax: 763-201-2134
Email: sales@engineeredflex.com

Customer:

Project:

Style:

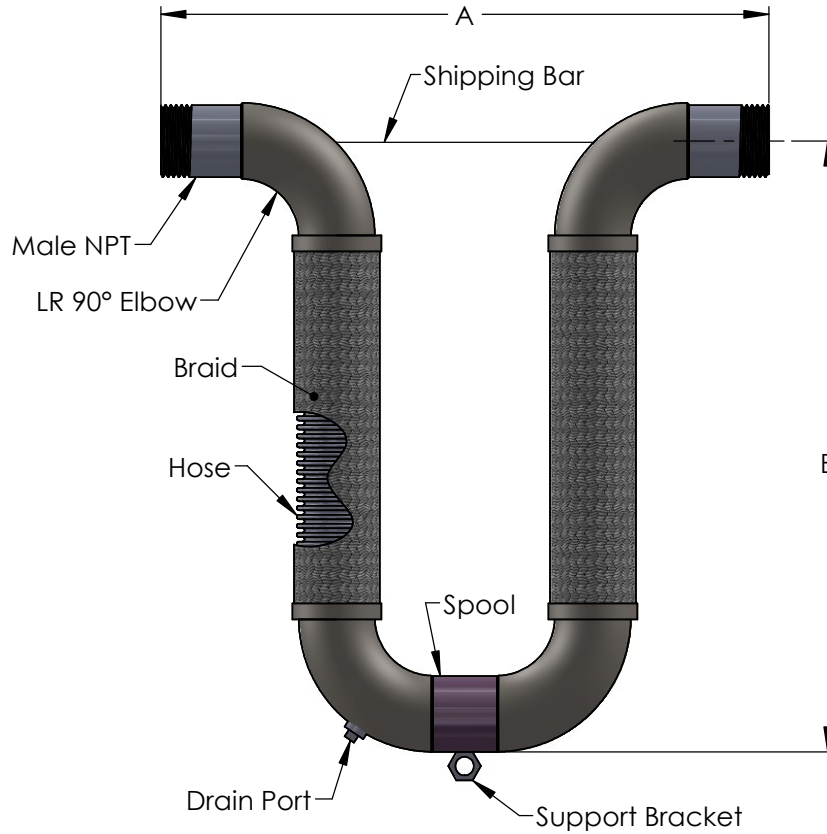
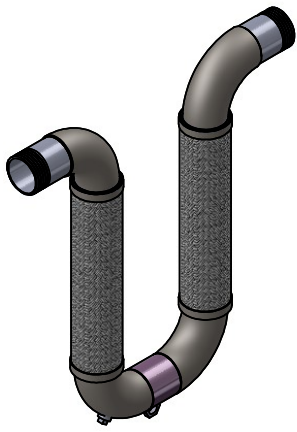
SS U-Loop w/ Male NPT's

SCALE:
NONE

DRAWING NUMBER:

EUT1.5

Hose	Braid	End Fitting	Fitting Material
321SS	1-LAYER 304SS	Male NPT	Sch40 CS



QTY.	PIPE SIZE NPS	MODEL	AXIAL MOVEMENT	A (IN)	B (IN)	WORKING PRESSURE (PSIG)	SPRING FORCE LBS*	NOTES
	1/2"	EUT4	± 4"	12-1/4	14	1075	45	
	3/4"	EUT4	± 4"	11-3/4	14-1/4	792	47	
	1"	EUT4	± 4"	12-3/4	15-3/4	571	53	
	1-1/4"	EUT4	± 4"	14	17-1/2	531	66	
	1-1/2"	EUT4	± 4"	15	19	472	70	
	2"	EUT4	± 4"	17	22-3/4	516	78	
	2-1/2"	EUT4	± 4"	21	26-1/2	387	83	
	3"	EUT4	± 4"	24	29	316	90	
	4"	EUT4	± 4"	30	34-1/4	232	120	

SPRING FORCE:

*These values reflect the total force required to move the U-Loop its full rated movement for 150 PSI @ 70°F. All dimensions are in inches.

NOTES:

There is no "standard" hanging orientation for loops as illustrated. Up, down, sideways; these are all acceptable. If steam is the media for the application, loops should be double braided regardless the working pressure. The orientation for steam loops should be considered in such a way to avoid condensate build up. Shipping bars are included with all loops.

NSF 372 - LEAD FREE: The wetted surface of this product contacted by water contains less than one quarter of one percent (0.25%) of lead by weight. Material complies with state codes and standards where applicable, requiring reduced lead content.

U-Loops 2" and larger installed in any orientation other than hanging down MUST have the return supported. (See installation instructions.)

REV. DRAWN BY: CL Date: 4/27/2020



5331 Quam Ave NE
St. Michael, MN 55376
Phone: 763-201-2151
Fax: 763-201-2134
Email: sales@engineeredflex.com

Customer:	
Project:	
Style:	SS U-Loop w/ Male NPT's
SCALE: NONE	DRAWING NUMBER: EUT4